

Clairair Ltd
Sensor People

PrimePell

Pellistor Replacement
Infrared Gas Sensor



Patented GB2449433

Features

- Operates independent of supply polarity, as a pellistor
- Pellistor mimic Bridge output
- Voltage rises across detector connections in gas, as a pellistor
- Relative responses to key hydrocarbons are similar to a pellistor
- Operating voltage range 3.0V – 5.0V
- Operating current 80mA typical
- Latest technology MEMS detectors
- Sensing ranges: 0-100% LEL Methane, 0-100% LEL Hydrocarbons or 0-100% Volume Methane
- All metal construction with isolated housing
- Small internal volume
- Flexible electronic configuration access
- User calibration also enabled by hardware connections
- Wide operating temperature range
- Fast response
- Immunity from 'poisoning'

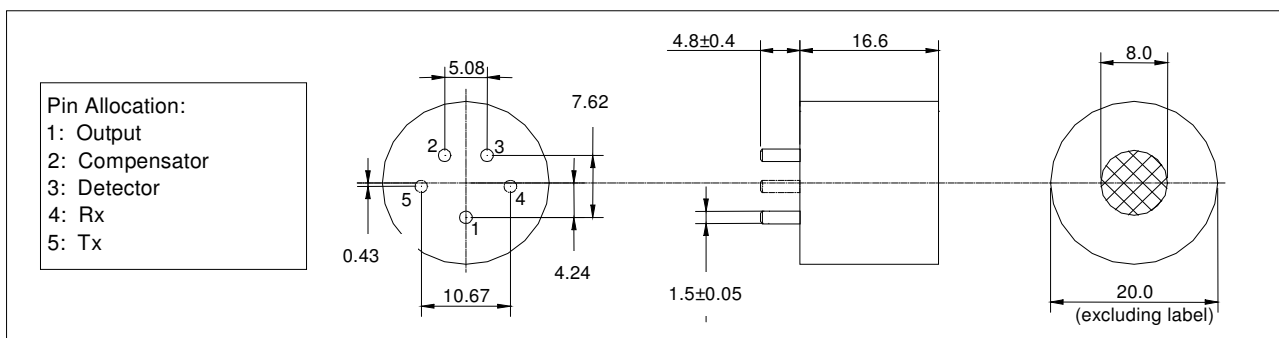
Description and Operation

The PrimePell sensor uses the non-dispersive infrared method to detect the presence of hydrocarbon gases. The sensor contains an infrared radiation source, a dual element custom infrared detector, a unique optical waveguide into which gas diffuses and internal ARM7 core microprocessor based electronics to provide a voltage output which is independent of the power supply polarity. The sensors can be configured to provide a pellistor format output, typically mid supply at zero with the voltage output increasing with respect to the detector pin by 100mV at range, or a linear voltage output, typically 0.4V – 2.0V over range with respect to the negative supply pin. In addition, the output can be read and the internal configuration can be accessed by a serial communications link. The communication link contacts are pads in the 3 pin version PrimePell and pins in the 5 pin version PrimePell. The internal electronics perform all the functions of driving the optical parts of the sensor, extracting the detector signals, converting the signals to a concentration, applying temperature compensation and scaling the output. When in a pellistor configuration, the PrimePell can replace catalytic sensors in existing circuitry subject to the power supply requirements. External components will be required to meet the power supply requirement when a PrimePell is used in constant current pellistor circuitry. The PrimePell is not currently Ex approved so should be housed in a suitable Ex enclosure when used in Hazardous areas.

Technical support on implementation and application notes are available from Clairair Limited.

Outline Details

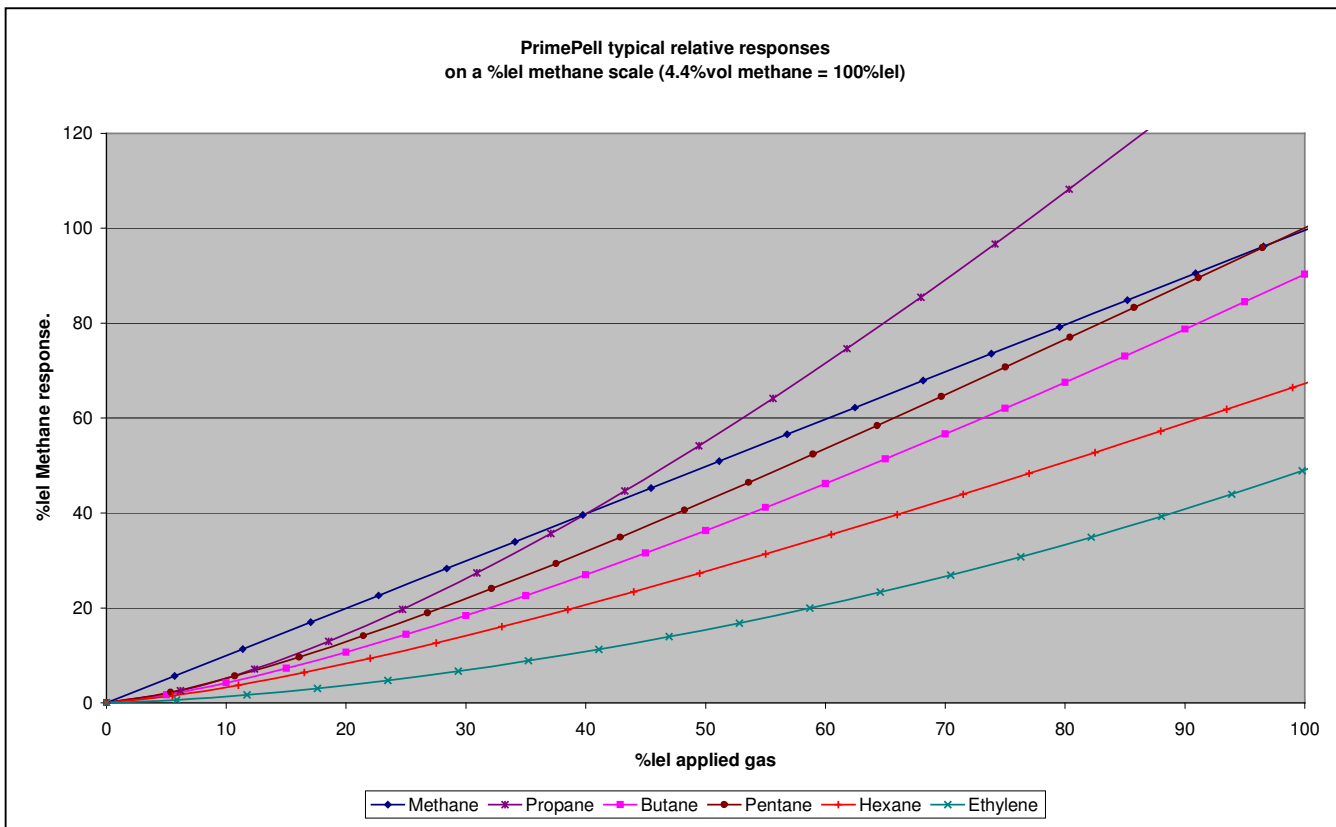
All dimensions in millimetres ($\pm 0.1\text{mm}$ unless noted). Rx and Tx are pads in 3 pin format



深圳市新世联科技有限公司

Hydrocarbon Response Characteristics

Unless otherwise specified, the PrimePell is calibrated to provide an output signal linearised for %LEL methane during manufacture. The LEL is equivalent to 4.4% volume methane or 5% volume methane depending on the geographic requirement and must be specified when ordering. The PrimePell can also be calibrated to 0-100% volume methane or 0-100%LEL of a particular hydrocarbon if required. Note that the PrimePell will respond to a range of hydrocarbon gases irrespective of the calibration. Note that, unlike a pellistor, a PrimePell will not detect acetylene or hydrogen. A Prime4 sensor is available that will selectively detect acetylene. Typical relative responses to some hydrocarbons on a 0-100%LEL methane scale are shown below:



Temperature Compensation

The PrimePell is temperature compensated for both zero and span at the calibration gas concentration level.

Sensor Warmup

When power is first applied or when a reset has occurred or during recovery from a fault condition the PrimePell outputs -1.56% of scale (0.375V in voltage mode or -1.56mV in pellistor mode) for 5 seconds then outputs 0% of scale for a warmup period (default is 15 seconds). After this time the output follows the extracted gas value.

Fault Indication

The PrimePell continuously monitors several internal parameters to ensure that the internal hardware and software are operating correctly. If a fault condition is detected then the output is set to 0V in the case of a voltage output (equivalent to -25% FSD for a 4mA zero) or to approximately -200% scale in pellistor output, emulating a partly open compensator. Some faults are recoverable (e.g. a brown-out in incoming supply voltage) and the PrimePell continuously checks for possible recovery. If a fault can be recovered from then the output follows the sensor warmup sequence before following the extracted gas value.

深圳市新世联科技有限公司

Failure Modes Effects and Diagnostic Analysis (FMEDA)

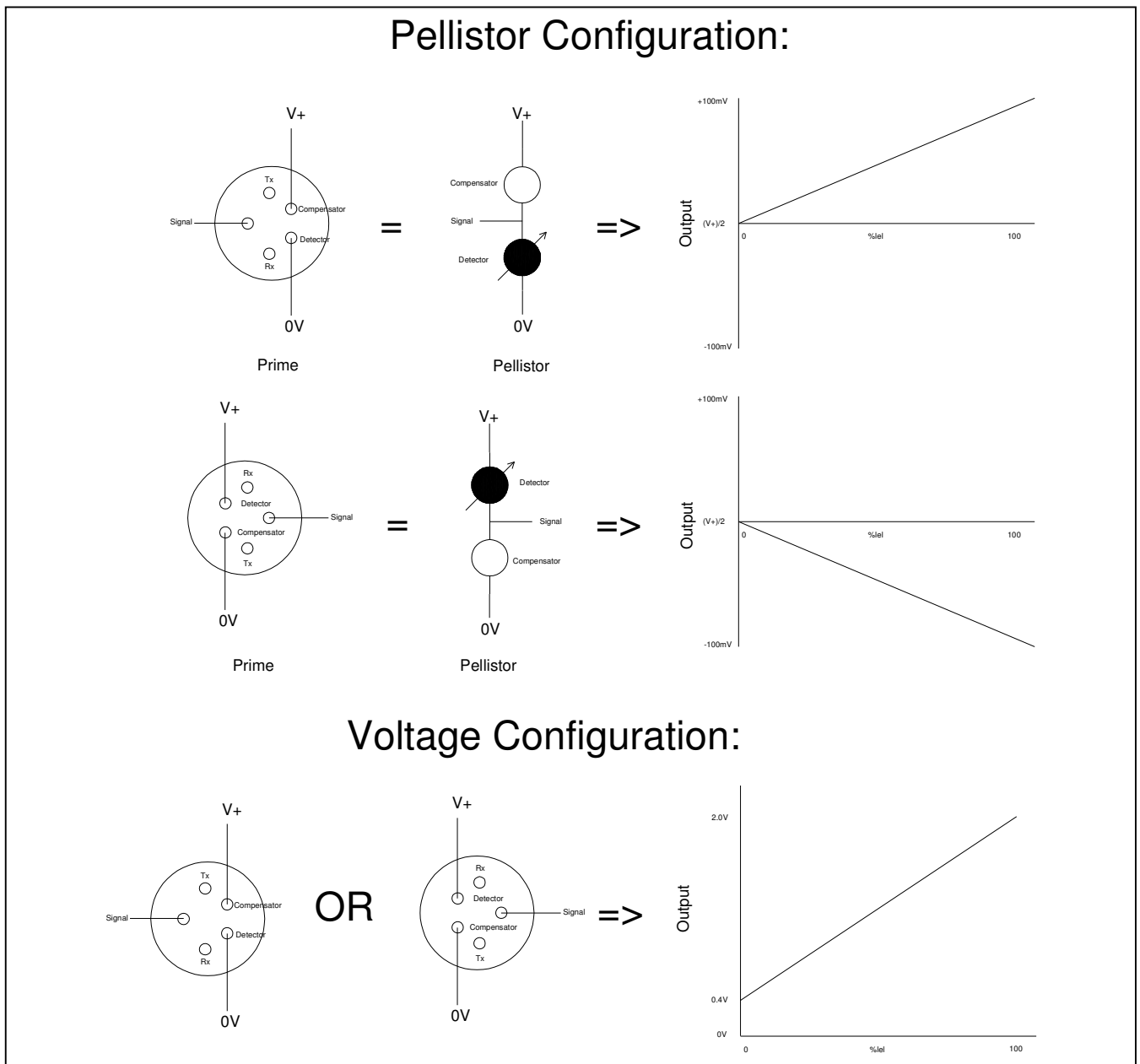
An FMEDA on the PrimePell produced the following summary results:

Conditions: Ground Fixed, JAN to MILHDBK217F
 Subsystem type = B (Complex using microcontrollers or programmable logic),
 Hardware Fault Tolerance = 0,
 High Demand (Continuous Use of Operation):

$\lambda_{SD} = 921 \text{ FIT}$, $\lambda_{SU} = 3 \text{ FIT}$, $\lambda_{DD} = 859 \text{ FIT}$, $\lambda_{DU} = 96 \text{ FIT}$, $\text{SFF} = 94.9\%$,
 Probability of Dangerous Failure per Hour = 9.5×10^{-7}

Output Formats

The PrimePell can be configured for a pellistor format output or a linear voltage output. Both output formats are independent of supply polarity as indicated below:



深圳市新世联科技有限公司

Absolute Maximum Ratings

Ambient temperature range: -40°C to +80°C

Supply voltage (measured between pins 2 and 3): 5.5V

Handling Precautions



Electrostatic Sensitive Devices

The Prime range of sensors contain electrostatic sensitive components. Anti-static handling precautions should be observed when handling these products.

Soldering to pins may seriously damage the sensor

Connections should be made via PCB sockets only.

Suggested socket: Wearnes Cambion reference 450-3326-01-06-00

Specification

Unless otherwise stated all data was taken using: Supply voltage of 3.5V. Ambient temperature (between 20°C and 25°C). Ambient pressure (between 995 hPa and 1020 hPa). Gases diluted in nitrogen. Gas Flowrate 1litre/min across sensor face.

Supply voltage range:	3.0V – 5.0V
Power consumption:	280mW typical
Default output range:	
Pellistor mode:	0 – 100mV from mid supply relative to detector pin
Voltage mode:	0.4V – 2.0V
Warm up time:	
To operation	< 60s
To specification	< 3 minutes
Nominal ranges:	0 – 100% LEL methane, 0 – 100% LEL hydrocarbons or 0 – 100% Volume methane
Response time (T ₉₀)	< 30s to a step change in gas concentration
Minimum resolution:	
At zero	< 0.5% of range
At range	<2% of range
Zero repeatability:	± 1% of range
Accuracy:	± 3% of range up to 50% of range ± 5% of range above 50% of range
MTBF	> 5 years
Digital interface format:	8 data bits, 1 stop bit, no parity
Digital Interface Baud Rate:	38400 (default), 19200, 9600
Digital Interface Logic Levels:	V _{INL} Input low voltage: <0.8V V _{INH} Input high voltage: >2.0V V _{OL} Output low voltage: <0.4V V _{OH} Output high voltage: >2.4V
Weight:	18.0 grams
Vibration:	Complies with EN61779-1
Relative humidity:	0 – 95% RH non-condensing
Operating temperature range:	-30°C to +60°C
Storage temperature range:	-40°C to +80°C
Operating pressure range:	700 – 1300 hPa

In the interest of continued product improvement Clairair Ltd reserves the right to change the design features and specifications without prior notification. The data contained in this document is for guidance only. Whilst Clairair Ltd has taken care to ensure the accuracy of the information in this document it accepts no responsibility for the consequences of any use of this document or the information contained within it.

深圳市新世联科技有限公司